






Year 1 – Summer 2

<p>Science</p> 	<p>Plants Detective Challenge</p> <ol style="list-style-type: none"> Go on a plant hunt at home, in your garden, or on a short walk. Find at least 3 different plants (these could be flowers, grass, trees, or vegetables). For each plant: <ul style="list-style-type: none"> Draw a picture of the plant Label any parts you can (for example: flower, leaf, stem) Write one sentence about it (e.g. <i>"This plant has green leaves."</i>)
<p>Technology</p> 	<p>Flipbook Animation</p> <ol style="list-style-type: none"> Take 5–10 small pieces of paper (Post-It Notes work well, or cut paper into small rectangles). Draw a simple picture (e.g. a flower, person, animal) in the same place on each page. Change the picture a little bit each time. You could: move it slightly, make it grow, or make it turn or jump Stack the pages together. Flip through them quickly to see your animation!
<p>Engineering</p> 	<p>Ramp Builder</p> <p>Challenge: Build a ramp that lets a toy car roll down smoothly.</p> <p>Test: Try different ramps to see which one makes the car travel the farthest.</p> <p>Compare: Which ramps work better — steep ramps or gentle ramps?</p>
<p>Arts</p> 	<p>Inspired by Christo & Jeanne-Claude</p> <ul style="list-style-type: none"> Choose an object at home (e.g. box, bottle, book) Wrap it using: <ul style="list-style-type: none"> paper fabric foil Secure with tape. <p>How does it look different? What is hidden? What can you still see?</p>
<p>Maths</p> 	<p>O'clock Times</p> <p>Draw 3 clock faces.</p> <p>Show:</p> <ul style="list-style-type: none"> 7 o'clock 12 o'clock 3 o'clock <p>Label each one with an activity that you might do at that time.</p>

Children in Year 1 can bring any STEAM Challenge work they complete into school or submit it on Seesaw.