






## Year 1 – Summer 1

<p><b>Science</b></p> 	<p>Have a look around your home, garden or local area, and find two different animals. They could be real animals, pictures, or toys. Can you answer these questions: What body parts does the animal have? (e.g., wings, legs, fins, beak, fur, scales) How are the two animals similar? How are they different? What do they eat? Is the animal a herbivore (plant eater), carnivore (meat eater) or omnivore (eats both)?</p>
<p><b>Technology</b></p> 	<p>Open a writing program on a computer or tablet. This could be Word, Google Docs, or a simple notes app. Type one or two sentences about something you like. Try these editing skills: Add a capital letter at the start of your sentence. Use the space bar to put spaces between words. Delete a letter and retype it. Add a full stop at the end. Change the size of your text (make it bigger or smaller). Try typing your name using a capital letter.</p>
<p><b>Engineering</b></p> 	<p>Your challenge is to <b>design and make a simple tool</b> that helps with preparing or mixing a fruit salad. Talk together about making a fruit salad. Think about a problem that might need solving, e.g. fruit slipping in the bowl / Mixing fruit without squashing it / Scooping or serving the fruit. Design a tool that could help with <b>one job</b>. <b>Build your tool using safe items such as:</b> cardboard, plastic spoons, paper cups, straws, string. <b>Try it out!</b> Test the tool with real fruit (with adult supervision). Did it work? Can you improve it by changing something?</p>
<p><b>Arts</b></p> 	<p>Choose a short story or nursery rhyme. This could be a favourite book, a story you make up, or a familiar rhyme like <i>Incy Wincy Spider</i> or <i>We're Going on a Bear Hunt</i>. Add sound effects using your body. Try using claps, stamps, pats, clicks, taps. Decide which body sounds match each part of the story (e.g., quiet finger taps for rain, loud stamps for a giant walking). Perform it! Tell your story out loud while performing your body percussion sounds.</p>
<p><b>Maths</b></p> 	<p>Using pieces of paper, cut-out circles, squares or rectangles. Fold each shape in half – are the two halves the same size? Fold it again to make quarters – can you see the four equal parts? Can you use small items to find fractions of quantities? Collect objects such as Lego bricks, buttons, pasta or counters. Then: Find half of 8 / Find a quarter of 12 / Find half of 10 / Find a quarter of 4. (Remember: halves = shared into 2 equal groups, quarters = shared into 4 equal groups.)</p>

Children in Year 1 can bring any STEAM Challenge work they complete into school or submit it on Seesaw.